


Greenlam
LAMINATES



Greenlam
LAMINATES

A Product Of

Greenlam
Industries Limited

WWW.GREENLAM.COM

Greenlam —
Edition
2023 — 2025

Greenlam —
Edition
2023 — 2025

EDITION

2023

2025



Greenlam
LAMINATES

Greenlam is among the world's top 3, Asia's largest and India's No. 1 surfacing solutions company. With its presence in over 100 countries, Greenlam has focused on developing quality products with great passion for innovation. It offers end to end surfacing solutions spread across laminates, compacts, decorative veneers, engineered wooden floors and engineered wooden doors & frames to choose from. With three state-of-the-art manufacturing facilities in the country, it is the first choice of Architects, Interior Designers and Home Owners when it comes to transforming living spaces.

We work in harmony with our environment. Greenlam thinks and acts to save and preserve nature in its pristine form by ethical sourcing of its raw materials from the world over. Coupled with this, the products offered by Greenlam are Greenguard Certified, Anti-virus, Anti-bacterial & Anti-fungal thereby ensuring they are environment friendly and safe to use. With robust network of over 28,000 distributors and dealers across the globe, Greenlam is just a call away to give your spaces a new look



Scan to download
the Price List



Scan to download
the E-Catalogue



ANTI-VIRUS

Greenlam Anti-Virus Laminates are durable, non-porous treated surface that has the potential to retard and kill upto 99.99%** of viruses that comes in contact with it. Now proven effective against SARS CoV-2* virus making it world's 1st COVID - 19 resistant laminate.



ANTI-BACTERIAL

The entire range of Greenlam laminates has been treated with high-efficacy anti-microbial agents. These agents can curb the growth of nearly 99.99%*** of harmful bacteria.



NSF CERTIFICATION

Greenlam is the only brand in Asia to hold an NSF (National Sanitation Foundation) Certification for High Pressure Laminate. All our products are certified as safe to be used on food-surfacing equipments such as work-tops & non-work tops.



HEALTH & ENVIRONMENT CERTIFICATION

Apart from GREENGUARD Standard and GREENLABEL Singapore, Greenlam holds the GREENGUARD GOLD certification as well. This means that our laminates have minimal emission of TVOC (Total Volatile Organic Compounds), and are suitable for use in environments such as school where children spend significant periods of time. Greenlam products are also FSC® certified. Ask for our FSC® Certified products.



10 YEAR WARRANTY

Greenlam offers 10 year warranty on all products against any manufacturing defect.



FIRE RETARDANT

Greenlam laminates hold the highest standard of fire resistance. Not only is it Class '0' rated, our laminates holds the best certification of Bs1d0, which proves that the smoke production is at the minimal and there are 9 flaming droplets in case of fire. Last but not the least, our laminates not only withstand the fire, it even helps to extinguish the fire when comes in direct contact with thermal attack.



30 YEARS OF EXCELLENCE

Greenlam has won various prestigious awards including Delhi's Best Employer Brand Award, Largest Exporter of Laminates, Expert's Choice Award, Power Brands, Master Brand, 100 most Valuable Brands among many others.

Disclaimer:


* "As per the test report SARS Cov-2 virus gets more than 99% retarded after 45 mins of the contact"

** "As per the test report virus gets 99.99% retarded in 24 hours of contact"

*** "As per test report bacteria gets 99.99% retarded after 24 hours of contact"

PICK YOUR COLOUR. PICK OUR LAMINATE.

Our Colourama app is every Interior Designer's and Architect's go-to app. In just a few seconds, you can turn your inspiration into reality. Simply, 'click' any photo and select your favourite colour or 'pick' any colour from the palette and we 'match' it to our laminates. You can also find the complementary laminates and the edgband suggestion.



DOWNLOAD THE COLOURAMA APP













Anti-Fingerprint Laminates

Say goodbye to fingerprint smudges. The Greenlam AFX collection of laminates is scratch-resistant and can be easily wiped down to remove impurities and grease marks.



Sizes	1300 x 3050 mm & 1220 mm x 2440 mm
Thickness	1.0 mm and above
Core	Black, White, Grey & Brown

-  Anti-fingerprint
-  Soft Touch
-  Ultra Matt surface with low light
-  Scratch Resistant
-  Hygienic
-  Food-contact Suitable
-  Mould Resistant
-  Easy to clean
-  Hydro-repellant
-  Highly resistant to chemicals

THE DIY SCRATCH TEST.

Go ahead and try this. Take a coin and rub it hard on this surface. Then, simply wipe the surface using melamine sponge and what do you see? **Nothing!**

Greenlam AFX (Anti-Fingerprint laminates) is an ultra-matt finish laminate which has been specially treated to make the surface impression-free, non-porous, scratch-resistant and hydro-repellant, making it effortless to clean away impurities and grease marks.



SCAN TO WATCH
GREENLAM AFX LAMINATES
8 PERFORMANCE TESTS

9861 AFX
BLACK X





	A	B	C
1			
	9851 AFX WHITE X 	9854 AFX DOVE 	9858 AFX VICTORIAN VIOLET
2			
	9862 AFX TITAN 	9855 AFX BASALT GREY 	9852 AFX EDEN GREY
3			
	9857 AFX COUNTRY BLUE 	9853 AFX ANTHRACITE 	9860 AFX TWILIGHT BLUE
4			
	9859 AFX SEA WEED GREEN 	9856 AFX COFFEE BEAN 	9861 AFX BLACK X

Remarkably elegant and premium Satin Collection. Its texture and feel evoke a sense of true luxury. What makes this collection truly special is its exclusive range of designs that are sure to add excitement to your interiors and leave you enthralled. Available in Woods, Patterns and Colours, these designs are the perfect way to make any surface look niche and premium. One touch of its silky and super matt finish, and you will agree there is simply no match to its captivating design and feel.

SATIN

Sizes 1220 x 2440 mm

Thickness 1.0 mm

Recommended Applications Wardrobe, Wall paneling, Premium furniture & fixtures for residential and commercial spaces.



Soft Touch



Super Matt surface with low light



Scratch Resistant



Hygienic



Food-contact Suitable




Mould Resistant



Easy to clean





303 SAT P.11
ZEPHYR BLUE



297 SAT P.11
BLUE GALAXY



292 SAT P.11
CELESTIAL BLUE



296 SAT P.11
FOG




291 SAT P.11
ELECTRIC BLUE



454 SAT P.11
PURPLE



452 SAT P.11
PLUM




361 SAT P.11
GOLF GREEN



245 SAT P.11
DARK GREEN



250 SAT P.11
GRASS GREEN



244 SAT P.11
GREEN PEPPER



248 SAT P.11
LEAF GREEN














































467 SAT P.11
MERMAID



364 SAT P.11
EMERALD



A	B	C	D
1			
			
111 SAT P-11 DESIGNER WHITE 	107 SAT P-11 WOOL 	124 SAT P-11 MYSORE IVORY 	132 SAT P-11 CYCLONE 
2			
			
271 SAT P-11 LIGHT GREY 	272 SAT P-11 CLOUD 	266 SAT P-11 ASH GREY 	261 SAT P-11 DARK GREY 
3			
			
274 SAT P-11 PINE NUT 	146 SAT P-11 OATMEAL 	181 SAT P-11 CHOCOLATE 	401 SAT P-11 BLACK 

A	B	C	D
1			
			
174 SAT P-11 POWDER PINK 		229 SAT P-11 YELLOW 	
2			
			
217 SAT P-11 LIGHT ORANGE 		205 SAT P-11 BRICK 	
3			
			
466 SAT P-11 DARK CHERRY 	173 SAT P-11 BARBIE PINK 	137 SAT P-11 MUSTARD 	203 SAT P-11 RED 
4			
			
138 SAT P-11 TERRACOTTA 		188 SAT P-11 TERRACOTTA 	

A



5598 SAT P15
SANGANER TERRACOTTA



A




5597 SAT P15
SANGANER PEARL




B



5583 SAT P11
VISCONTI



5579 SAT P11
SANDSTONE BEIGE




5580 SAT P11
SANDSTONE GREY






5584 SAT P11
ATHENA



5572 SAT P11
GREY MARQUINA



5582 SAT P11
TORINO GREY



5581 SAT P11
TORINO PEARL



5574 SAT P11
STATUARIO



5594 SAT P15
OLYMPIA



A



1

5375 SAT P11
SATURNO WALNUT



A



1

5392 SAT P15
MODERN OAK



B



5082 SAT P11
LOUISIANA OAK



A



1

5349 SAT P11
AUSTIN WALNUT



B



1

5376 SAT P11
TEXAS RODEO



A



2

766 SAT P11
RICH WALNUT



B



5078 SAT P11
ESOTERIC OAK



2

5333 SAT P11
NORDIC WALNUT



5383 SAT P11
CHELSEA CHESTNUT ANTHRACITE



A



B



A



B



1

1

5379 SAT P11
MANOR



5343 SAT P11
LIRO SAP



5377 SAT P11
DANDY WOOD TAUPE






5378 SAT P11
DANDY WOOD ANTHRACITE



This exclusive range of laminates are infused with colour; not just on the surface but right down to its core. Unicore laminates are sturdy, more durable and absolutely void of dark edges.

UNICORE

Sizes	1220 x 2440 mm
Thickness	1.0 mm
Textures	HD Gloss, Super Gloss, Suede

-  Abrasion Resistant
-  Anti-Bacterial
-  Heat Resistant
-  Scratch Resistant
-  Stain Resistant
-  No Dark Edges



All designs are also available in SGL texture

HD GLOSS

Greenlam HD Gloss has been developed with the most advanced technology to create the best-in-class Gloss. Resistant to MAR, scratches and abrasion, these premium laminates are sturdier & highly durable than any other standard gloss laminates.



Sizes 1220 x 2440 mm

Thickness 1.0 mm

Recommended Applications Kitchen Shutter, Wardrobe, Table Top Reception/Retail counter and Restaurant/Bar area.



A



1

5391 HDG
OSLO



A



1

5396 HDG
TANGO WOOD



B



5394 HDG
NORDIC ACACIA



AVAILABLE WITH PEEL COAT


AVAILABLE WITH PEEL COAT

A

B

A

B



5082 HDG
LOUISIANA OAK

5333 HDG
NORDIC WALNUT

5382 HDG
CHELSEA CHESTNUT BROWN

5373 HDG
ASPEN OAK



AVAILABLE WITH PEEL COAT

AVAILABLE WITH PEEL COAT

A



1

777 HDG
SUMATRA TEAK



B



2

5337 HDG
MALAY TEAK



608 HDG
AMERICAN WALNUT



C



681 HDG
CHERRY SETA



749 HDG
SAPELE



5083 HDG
SOUTHERN OAK



A



1

5349 HDG
AUSTIN WALNUT



B



5376 HDG
TEXAS RODEO



2

5524 HDG
SAMARA OAK



3

5523 HDG
HORIZONTAL SANTOS



C



5380 HDG
BLACK FOREST



782 HDG
MAKASSAR WOOD



AVAILABLE WITH PEEL COAT

AVAILABLE WITH PEEL COAT

A

B

A

B



5594 HDG
OLYMPIA

5572 HDG
GREY MARQUINA

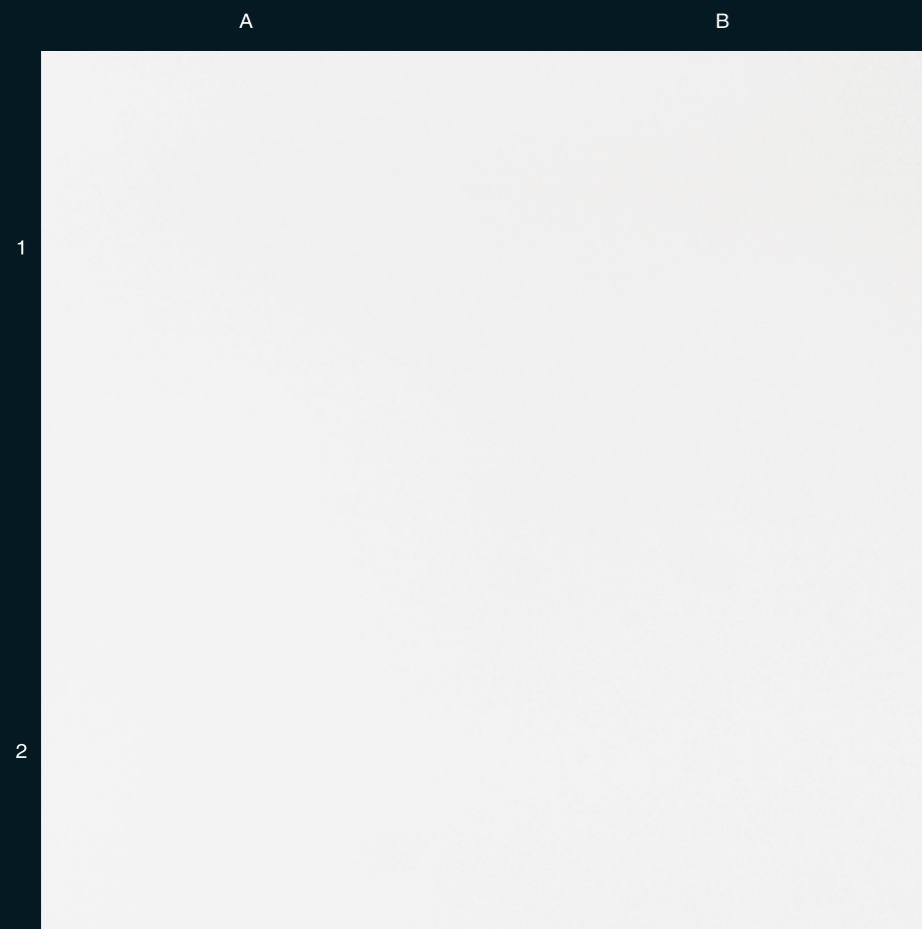
5571 HDG
CREME MARQUINA

5598 HDG
SANGANER TERRACOTTA




AVAILABLE WITH PEEL COAT


AVAILABLE WITH PEEL COAT




101 HDG
WHITE




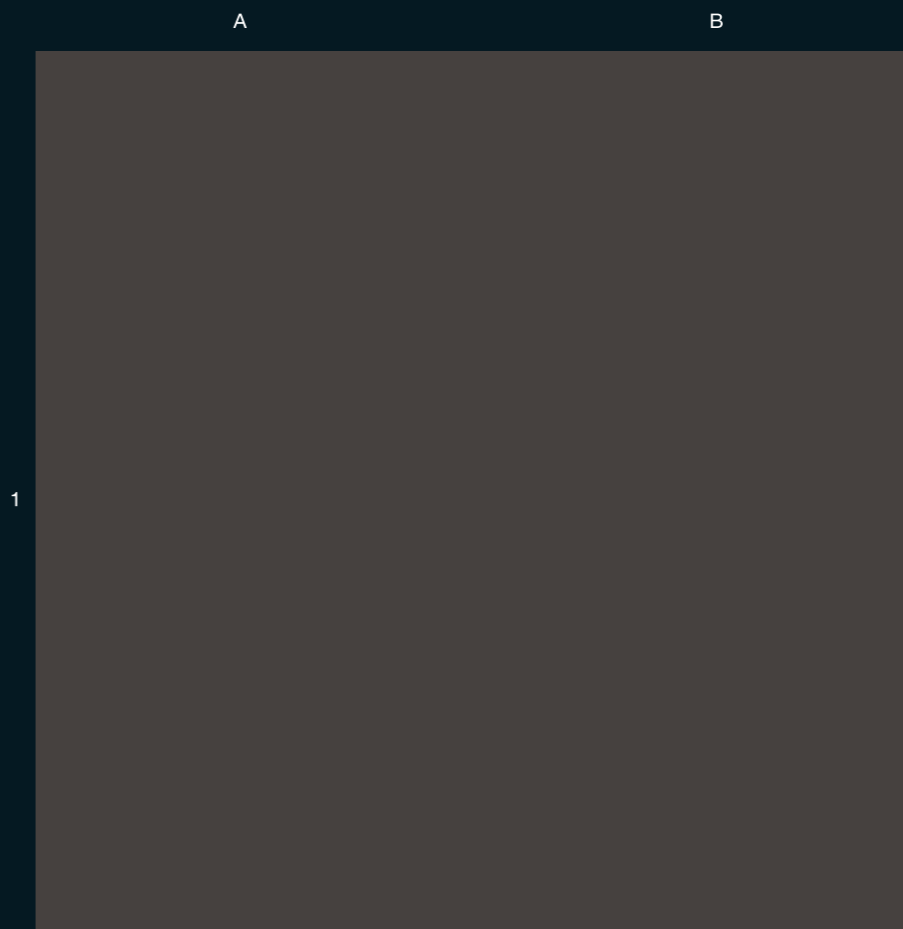

107 HDG
WOOL




124 HDG
MYSORE IVORY





270 HDG
SILVER GREY


182 HDG
BARK





261 HDG
DARK GREY






295 HDG
AZUR





243 HDG
SEA GREEN


174 HDG
POWDER PINK


132 HDG
CYCLONE






141 HDG
BEIGE






146 HDG
OATMEAL





163 HDG
BAY

181 HDG
CHOCOLATE

401 HDG
BLACK



AVAILABLE WITH PEEL COAT

AVAILABLE WITH PEEL COAT




467 HDG
MERMAID



364 HDG
EMERALD



207 HDG
DIVINE YELLOW



251 HDG
BRIGHT GREEN




291 HDG
ELECTRIC BLUE




217 HDG
LIGHT ORANGE



137 HDG
MUSTARD



201 HDG
MAROON



173 HDG
BARBIE PINK




458 HDG
NOIR CURRENT



204 HDG
RED DYNASTY



466 HDG
DARK CHERRY



138 HDG
TERRACOTTA


AVAILABLE WITH PEEL COAT

AVAILABLE WITH PEEL COAT

VRB

The finest expression of nature was laid on a paper to produce one of the most premium laminate. VRB texture borrowed from the heart of nature, offers the essence of real wood veneer. It provides the appearance of dry matt finish which is a strong fashion direction for surface finishes.

Sizes	1220 x 2440 mm
Thickness	1.0 mm
Recommended Applications	Wardrobe, Wall paneling, Premium furniture & fixtures for residential and commercial spaces.



A



1

5426 VRB
LIMEWASHED ASH



A



1

5377 VRB
DANDY WOOD TAUPE




B




5345 VRB
NOCE ELEGANTE





5409 VRB ALASKAN  9610 VRB PURE ASH  9618 VRB KOSHER WENGE 



9603 VRB APPEASE ELM  9611 VRB INNATE ASH  9624 VRB WALNUT DELICACY  9605 VRB LIVID TEAK 



9601 VRB ELM GLOW  9614 VRB SPIRITED OAK  5427 VRB REFRESH OAK  5348 VRB SHERWOOD OAK 



5428 VRB TRUSTED OAK  9606 VRB XYLOID TEAK  9622 VRB PRIME WALNUT 



9604 VRB
NATTY ELM



9607 VRB
BUOYANT TEAK




9620 VRB
IMMERSED WENGE



9623 VRB
WALNUT SUPREME



9609 VRB
TEAK EBON



9608 VRB
VINTAGE TEAK



9602 VRB
URBANE ELM



Greenlam Synchro laminates are specially designed with registered embossing technology which synchronizes plate texture with paper pattern and brings in a dramatic level of realism to laminates that are a true reflection of real wood.

SYNCHRO

Sizes	1220 x 2440 mm
Thickness	1.0 mm
Recommended Applications	Wardrobe, Wall paneling, Premium furniture & fixtures for residential and commercial spaces.



A



1

2

5354 SY2
LEON ASH



B



5351 SY1
CARDIFF ELM



5352 SY1
ROVIGO ELM



A



1

2

5353 SY1
ROSENHEIM ELM



5355 SY2
VALENCIA ASH



B



5356 SY2
TOLEDO ASH



Is a superior gloss laminate crafted with technology letting you beautify your interiors as your imagination, be it shutters, shelves or cabinets, these appealing laminates will adorn every space to make your interiors stunning. Designed to sustain its sturdiness but being resistant to Scratch and Abrasion thus nourishing its beauty for long.

SUPER GLOSS

Sizes 1220 x 2440 mm

Thickness 1.0 mm


Recommended Applications Kitchen Shutter, Wardrobe, Reception etc.



SUPER GLOSS

EXCLUSIVELY AVAILABLE WITH GREENLAM

SUPER GLOSS



101 SGL P6
WHITE
PF L




107 SGL P6
WOOL
PF L



124 SGL P6
MYSORE IVORY
PF L



148 SGL P6
TIDAL SAND
PF



203 SGL P6
RED
PF



229 SGL P6
YELLOW
PF L



362 SGL P6
NIAGARA
PF




361 SGL P6
GOLF GREEN
PF



458 SGL P6
NOIR CURRENT
PF



401 SGL P6
BLACK
PF L



217 SGL P6
LIGHT ORANGE
PF L



257 SGL P6
OLIVE
PF



300 SGL P6
ROBIN BLUE
PF



A



1

930 SGL P10
GLISTEN



B




1

931 SGL P10
SHIMMER



A



932 SGL P10
GLITTER



2

933 SGL P10
GLIMMER



A



5597 SGL P10
SANGANER PEARL




B



5596 SGL P10
MANITOBA



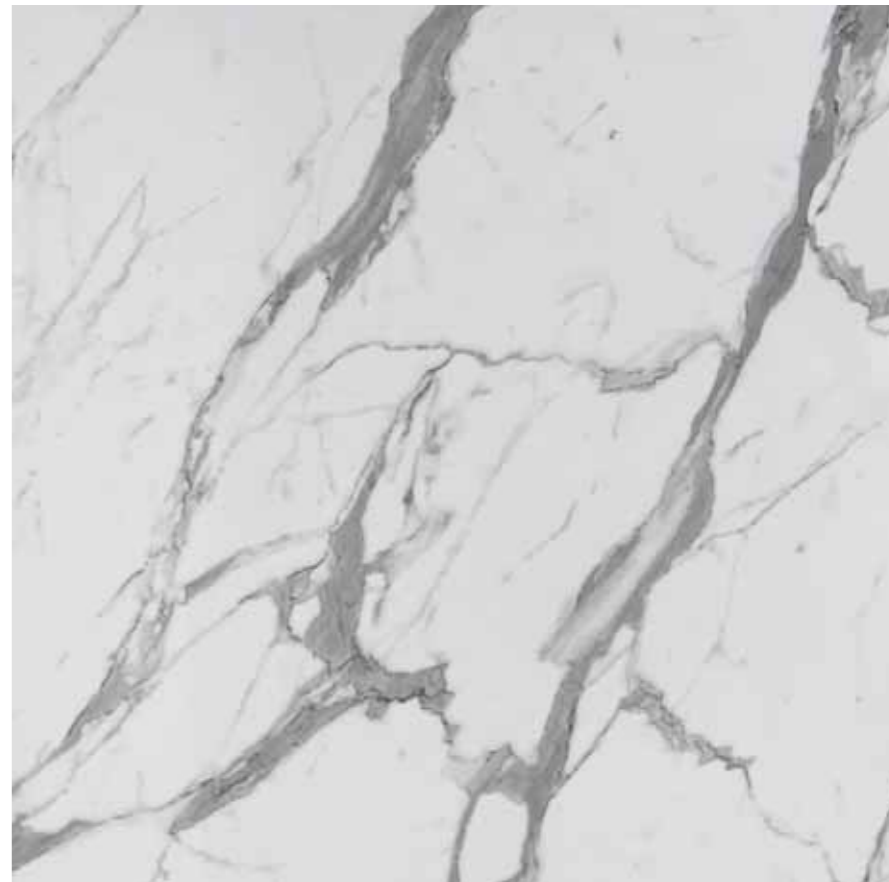
A



5575 SGL P6
BLACK MARMOR



B



5574 SGL P6
STATUARIO



1

2



5584 SGL P6
ATHENA



5616 SGL P6
URBAN CONCRETE









5583 SGL P6
VISCONTI









1

A	B	C	D
			
5423 SGL P6 BIANCA ROSELBA 	5079 SGL P6 LUCENT ELM 	5395 SGL P10 URBAN OAK 	5076 SGL P6 PRIMEVAL OAK 







2

			
5077 SGL P6 NEOTERIC OAK 	5335 SGL P6 BANDUNG TEAK 	5081 SGL P6 SNUFF ELM 	5334 SGL P6 CANYON WALNUT 

1

A	B	C
		
5425 SGL P6 TOASTED WALNUT 	5080 SGL P6 PURE ELM 	5343 SGL P6 LIRO SAP 


2

		
5043 SGL P6 SCARLET SYCAMORE 	5078 SGL P6 ESOTERIC OAK 	5350 SGL P6 BLACK MIRAGE 

WOODS

The beauty of well defined wood grains will never go out of style. From quiet minimalism to bold masculinity, the secret of our ultra-realistic wood laminates lies in the precise colour tones and three-dimensional surface designs. Backed by our experience and knowledge in wood veneers, we are able to achieve the unique veneer look that give our laminates their distinct wood lines, swirls, knots and cathedrals.

A



1

5095 SUD P-4
ARCANA PEARL



A



1

2

5026 SUD
SULPHUR SPRING



B



W118 X H117

5339 SUD
BRISTLECONE PINE



5007 SUD
WHITE LARCH



A

B

A

B



5384 SUD
LIDO PINE



5416 SAN P11
GLACIER



5384 ARA P11
LIDO PINE



5301 HSC P11
EUCALYPTUS GLOW



5371 SUD
CABANA WOOD





5304 SUD
CLEAR SPLENDOR









5423 SUD
BIANCA ROSELBA




5328 SUD
BISCOTTI





688 SUD
CROSSFIRE WHITE








5031 SUD
CLASSIC CREAM








750 SUD
WHITE BEECH








5391 ARA P-15
OSLO


5391 SUD P-4
OSLO










682 SUD
HILAND PINE



1
5527 SUD
WHITE TEAK



5528 SUD
SABAH TEAK




5524 SUD
SAMARA OAK



5517 SUD
LYON WALNUT




5523 SUD
HORIZONTAL SANTOS



5520 SUD
HAMPSHIRE OAK



5529 SUD
PENINSULAR TEAK




5530 SUD
ARIZONA OAK



5518 SUD
BIANCO HORIZONTE



5519 SUD
GRIGIO HORIZONTE



718 SUD
SILVER MAPLE



5079 SUD
LUCENT ELM



5401 SAN P.11
ARGENT ELM



702 SUD
CHERRY



5310 SUD
WHITE ASH



774 SUD
MUNICH ACACIA



5345 SUD
NOCE ELEGANTE




5431 SUD
SWEET ALMOND



A



5377 SUD
DANDY WOOD TAUPE



A



5372 SUD
GREY MAGIC



B



5372 TRC P11
GREY MAGIC





5332 SAN P11
ITALIAN BEECH



5393 SUD P4
CHARLESTON



5307 SUD
RUPTURED OAK



5327 SUD
CHIARO



5432 SAN P11
CONSTRUCT OAK



5316 SUD
OAK RADIANCE



5430 SUD
HONEY ASH



A

B

A



1

2

1

5394 SUD P4
NORDIC ACACIA



5394 TRC P15
NORDIC ACACIA

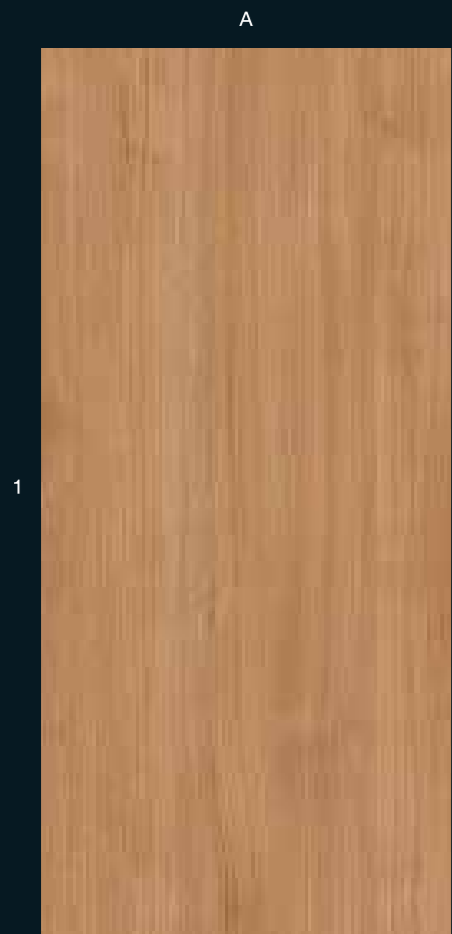


5395 SUD P4
URBAN OAK




5395 ARA P15
URBAN OAK







5347 SAN P11
BLONDE WOOD





5347 SUD
BLONDE WOOD





5346 ARA P11
ECLIPSE ASH





5346 SUD
ECLIPSE ASH





5082 SUD
LOUISIANA OAK





5381 SUD
CHELSEA CHESTNUT
NATURAL




5381 TRC P11
CHELSEA CHESTNUT NATURAL





738 SUD
OAK






727 SUD
FIGURED SYCAMORE





770 SUD
DOUGLAS FIR




683 SUD
GOLDEN MAPLE

685 SUD
SWISS PEAR



1

A B

C D E

5005 SUD
BAVERIAN BEECH
(LIGHT)
PF

5006 SUD
THANSAU MAPLE
PF L XL C

701 SUD
RISING BEECH
PF D

710 SUD
RUBBER WOOD
PF

719 SUD
MANGFALL
BEECH
PF L XL C

728 SUD
EUROPEAN
WHITE ELM
PF

684 SUD
CROSSFIRE
PF

2

3

614 SUD
PRECIOUS BEECH
PF

712 SUD
CRYSTAL MAPLE
PF

631 SUD
NATURAL PINE
PF

1

A B

C D E

676 SUD
EUROPEAN
WALNUT
PF D

5049 SUD
RED OAK
PF D L

628 SUD
ANEGRE
PF

5076 SUD
PRIMEVAL OAK
PF L XL C

776 SUD
JAVA TEAK
PF

777 SUD
SUMATRA TEAK
PF

2

5076 OLM P-11
PRIMEVAL OAK

3


5348 SUD
SHERWOOD OAK
PF

5039 SUD
PLUSH ANEGRE
PF

5080 SUD
PURE ELM
PF



5392 SUD P4
MODERN OAK



5338 SAN P11
STEAMED BOUCHLE




5338 SUD
STEAMED BOUCHLE



5392 SAN P15
MODERN OAK



5003 SUD
PHILIPPINE TEAK



5308 SUD
RIFT OAK



5313 SUD
BANANA WOOD



5053 SUD
FRESH PRUNE



A

B

A

B

1

1

2

2



5333 SUD
NORDIC WALNUT

PF XL M C



5302 HSC P11
PURE EUCALYPTUS



5375 TRC P11
SATURNO WALNUT

PF



5425 SUD
TOASTED WALNUT

PF



5375 SUD
SATURNO WALNUT

PF XL C



A

B

A

B

C

D



1

1

606 SUD
NAYANA TEAK



743 SUD
GOLDEN ANTIQUE



5096 SUD P4
ARCANA BROWN



5311 SUD
CALIFORNIA ASH



732 SUD
ZEBRANO



2

PF

PF

PF

PF

PF

PF

606 SUD
NAYANA TEAK

743 SUD
GOLDEN ANTIQUE


5326 SUD
BUEN WALNUT

5314 SUD
URBANE BANANA

5396 SUD P4
TANGO WOOD

5335 SUD
BANDUNG TEAK





670 SUD
HORSE CHESTNUT




605 SUD
MAHOGANY



749 SUD
SAPELE



5043 SUD
SCARLET SYCAMORE



681 SUD
CHERRY SETA



745 HSC **P11**
JAVA ANTIQUE



745 SUD
JAVA ANTIQUE




693 SUD
VANCOUVER MAPLE



1

A B C D



652 SUD
WILD CHERRY
PF D

695 SUD
BAVERIAN BEECH
PF L

633 SUD
SUNSET BEECH
PF D

2



690 SUD
BURMA TEAK
PF


627 SUD
THAI TEAK
PF

711 SUD
SIAM TEAK
PF L D

5337 SUD
MALAY TEAK
PF

1

A B C D E



5081 SUD
SNUFF ELM
PF

5077 SUD
NEOTERIC OAK
PF

5004 SUD
LORRAINE WALNUT
PF L

5029 SUD
CINDER
PF

608 SUD
AMERICAN WALNUT
PF D M

5018 SUD
BROOKS WALNUT
PF D L XL C

5309 SUD
OAK FISSURE
PF

2



5334 OLM P-11
CANYON WALNUT
PF

5334 SUD
CANYON WALNUT
PF C


5054 SUD
ORNATE PRUNE
PF




5034 SUD
GLACED WALNUT BARK




766 SUD
RICH WALNUT


731 SUD
WENGE


788 SUD
REAL EBONY





5055 HSC **P-11**
CAFÉ PRUNE




5055 SUD
CAFÉ PRUNE




5083 SUD
SOUTHERN OAK




5343 ARA **P-11**
LIRO SAP




5343 SUD
LIRO SAP




5050 SUD
UMBER OAK





5329 OLM **P-1**
CREST OAK




5329 SUD
CREST OAK



5315 SUD
BANANA MIST



5379 SUD
MANOR



791 SUD
MILWAKEE WALNUT



5376 SUD
TEXAS RODEO



5312 SUD
CURED ASH



A



1

5433 SAN P11
IDEAL OAK



A




1

5382 TRC P11
CHELSEA CHESTNUT BROWN



B



5382 SUD
CHELSEA CHESTNUT BROWN



D



778 SUD
JAKARTA TEAK



2



5374 SUD
COTTAGE OAK



793 SUD
ANTIQUÉ OAK



5349 ARA P11
AUSTIN WALNUT



5349 SUD
AUSTIN WALNUT



A



1

5097 SUD P4
ARCANA GREY



A



1

5373 ARA P11
ASPEN OAK



B



5373 SUD
ASPEN OAK



C



5420 SUD
AUTUMN ELM



D



5422 SUD
AVIGNON GREY



2



5340 SUD
EBON PINE



B



5036 SUD
COCA ICING



C



5378 SUD
DANDY WOOD ANTHRACITE



A



1

5380 TRC P-11
BLACK FOREST



A



1

5383 TRC P-11
CHELSEA CHESTNUT ANTHRACITE



B



5383 SUD
CHELSEA CHESTNUT ANTHRACITE



2



5380 SUD
BLACK FOREST



782 SUD
MAKASSAR WOOD



5330 SUD
SMOKED MAHOGANY



A



1

5078 SUD
ESOTERIC OAK

PF XL C



A



1

5350 SUD
BLACK MIRAGE

PF



B



5331 SUD
MIDNIGHT ACACIA

PF L XL C





PATTERNS

With a wide range of patterns and textures, our laminates have been designed for every possibility. This ranges from naturally occurring stones like marble and granite to man-made materials like textiles and concrete. All the patterns on Greenlam laminates are the result of the layer of decor paper that is infused on the laminate. With our advanced printing technology, we are able to mimic the finest details of the materials we replicate, resulting in ultra-realistic surfaces that are almost indistinguishable from the original.

A



5598 JUP P15
SANGANER TERRACOTTA



A



5597 JUP P15
SANGANER PEARL



B



5595 JUP P15
SCALA GREY



A



5574 JUP P11
STATUARIO



B



5596 JUP P15
MANITOBA



A



5583 JUP P11
VISCONTI



B



5581 JUP P11
TORINO PEARL



5582 JUP P11
TORINO GREY



A



5594 SUD P.4
OLYMPIA



B



5595 SUD P.4
SCALA GREY



A



5616 STN P.11
URBAN CONCRETE



B



5573 STN P.11
TANNED MARQUINA



1

2



5572 STN P.11
GREY MARQUINA



PF

PF



5571 STN P11
CRÈME MARQUINA



5579 SUD
SANDSTONE BEIGE




5579 STN P11
SANDSTONE BEIGE



5583 SUD
VISCONTI



5581 SUD
TORINO PEARL



5582 SUD
TORINO GREY





A

B

A

B



5580 SUD
SANDSTONE GREY



5580 STN P11
SANDSTONE GREY



5618 SRA P11
ECUADOR WHITE





















5605 SRA P11
EUCLID GREY












1

1


PATTERNS

A	B	C	D
			
1			
<p>9001 BRD SILVER FOIL</p> <p>● VA </p>	<p>9009 BRD STEEL FOIL</p> <p>● VA </p>		<p>938 SUD P.4 ARMOUR TAUPE</p> 
			
2			
<p>9002 BRD GOLD FOIL</p> <p>● VA </p>	<p>9006 BRD COPPER FOIL</p> <p>● VA </p>	<p>9003 BRD BRONZE FOIL</p> <p>● VA </p>	<p>939 SGL P.10 ARMOUR ANTHRACITE</p> 
			
3			
<p>939 SUD P.4 ARMOUR ANTHRACITE</p> 			<p>938 SGL P.10 ARMOUR TAUPE</p> 

PATTERNS

A	B
	
1	
	<p>937 SUD P.4 CHICAGO STEEL</p> <p>XL </p>
2	
	<p>5856 STN P.11 STEEL OXID</p> <p>PF </p>
3	
	<p>5854 STN P.11 COPPER TAIN</p> <p>PF </p>
4	
	<p>935 SGL P.10 COPPERWORKS</p> 

A




1

5593 TXM P4
KOTA RUST



A




1

2

5592 TXM P4
KOTA SAGE



B



5591 TXM P4
KOTA PEARL



A



5591 SUD P.4
KOTA PEARL



B



5566 SUD
CLEAR MESH

PF D M L XL C



A



503 SUD
MOD TWINE

PF



B



503 TXM
MOD TWINE



5592 SUD P.4
KOTA SAGE



5569 SUD
EARTHEN MESH

PF D M



504 SUD
EARTHY ELITE

PF



504 TXM
EARTHY ELITE



5593 SUD P.4
KOTA RUST



5567 SUD
GREY MESH

PF D




505 SUD
LIVID ECSTASY

PF



505 TXM
LIVID ECSTASY



5570 SUD
BRONZE MESH

PF D




5568 SUD
SMOKY MESH

PF D L XL C



5601 TXM P.4
WOVEN ASH GREY




5602 TXM P.4
WOVEN ANTHRACITE



A

B



930 FWN P15
GLISTEN




948 FWN P15
BLACK SEA PEARL



A


B



946 SUD P4
SHELL



948 SUD P4
BLACK SEA PEARL



929 SUD P4
METALINE GREY



936 SUD P4
PEARLSCENT GREY




1

2

A

B



928 SUD P-4
METALINE




923 SUD P-4
META SILVER

M L XL C



A

B



930 SPK P-10
GLISTEN



931 SPK P-10
SHIMMER



933 SPK P-10
GLIMMER



932 SPK P-10
GLITTER



















COLOURS

Choose from the entire spectrum of colours that range from pretty pastels to electric hues. Our collection also offers different finishes that cater to your specific design, this includes high-gloss finishes, suede textures and metallic pearl finishes.



COLOURS

A		B		C	D	E
				 111 SUD DESIGNER WHITE PF L XL C	 101 SUD WHITE PF D M L	 103 SUD SNOW WHITE PF
				 108 SUD ABSOLUTE WHITE PF	 107 SUD WOOL PF D M L	 107 TST WOOL P11
 107 JUP WOOL P11		 107 FWN WOOL P11		 107 STC WOOL P11	 107 ASH WOOL P11	 107 OLM WOOL P11
				 107 STC WOOL P11	 107 ASH WOOL P11	 107 OLM WOOL P11

COLOURS

EXCLUSIVELY AVAILABLE WITH GREENLAM

	A	B	C	D	E
1					
	270 FWN P11 SILVER GREY	465 SUD LONDON GREY	270 SUD SILVER GREY PF D L	262 SUD GREY PF L	273 SUD SKY GREY PF
2					
	269 JUP P11 SMOG		271 SUD LIGHT GREY PF L XL C	272 SUD CLOUD PF	267 SUD BLUISH GREY PF
3					
	182 JUP P11 BARK		268 SUD DUST PF L XL C	266 SUD ASH GREY PF L	269 SUD SMOG PF
5					
	182 SUD DARK GREY		261 STC P11 DARK GREY PF	261 TST P11 DARK GREY PF	261 SUD DARK GREY PF D M L XL C

COLOURS

	A	B	C	D
1				
	401 TST P11 BLACK	401 SUD BLACK PF M L XL C	401 ASH P11 BLACK	277 SUD CHARCOAL PF L
2				
	401 FWN P11 BLACK	401 JUP P11 BLACK	401 OLM P11 BLACK	401 TRC P11 BLACK PF

	A	B	C	D
1				
	294 SUD STORM PF	295 SUD AZUR PF	282 SUD LIGHT BLUE PF	
2				
	284 SUD OZONE PF L XL C	303 SUD ZEPHYR BLUE PF	283 SUD SKY BLUE PF	
3				
	292 SUD CELESTIAL BLUE PF	304 SUD BLUE BELL PF L	291 SUD ELECTRIC BLUE PF D L XL C	
4				
	280 SUD BLUE PF L	300 SUD ROBIN BLUE PF	281 SUD NAVY BLUE PF XL C	
			454 SUD PURPLE PF	

	A	B	C	D	E
1					
			286 SUD LAGOON PF	243 SUD SEA GREEN PF	248 SUD LEAF GREEN PF
2					
			467 SUD MERMAID PF	260 SUD AQUA GREEN PF	241 SUD KIWI GREEN PF
3					
	243 STC P.11 SEA GREEN PF		362 SUD NIAGARA PF	296 SUD FOG PF	297 SUD BLUE GALAXY PF L XL C
4					
		463 TST P.11 PACIFIC PF	463 SUD PACIFIC PF	245 SUD DARK GREEN PF	364 SUD EMERALD PF M

1

A B C D E

244 FWN P11 GREEN PEPPER

244 SUD GREEN PEPPER

230 SUD CREAM YELLOW

207 SUD DIVINE YELLOW

208 SUD MANGO

229 SUD YELLOW

247 SUD DUTCH GREEN

251 SUD BRIGHT GREEN

3

259 SUD LIME

257 SUD OLIVE

246 SUD PISTA

1

A B C D

145 SUD DOESKIN

144 SUD BROWN

146 SUD OATMEAL

137 SUD MUSTARD

147 SUD CAFE

181 SUD CHOCOLATE

146 FWN P11 OATMEAL

3

217 SUD LIGHT ORANGE

213 SUD ORANGE

361 SUD GOLF GREEN

	A	B	C	D	E
1					
			<p>141 SUD BEIGE </p> <p>PF D M L XL C</p>	<p>148 SUD TIDAL SAND </p> <p>PF</p>	<p>163 SUD BAY </p> <p>PF L</p>
2					
	<p>163 JUP BAY </p> <p>P11</p>	<p>274 SUD PINE NUT </p> <p>PF L</p>	<p>136 SUD MUSHROOM </p> <p>PF</p>	<p>134 SUD MUD ASH </p> <p>PF XL C</p>	<p>276 SUD PEBBLE </p> <p>PF</p>
3					
	<p>148 NLT TIDAL SAND </p> <p>P6</p>	<p>141 TST BEIGE </p> <p>P11</p>	<p>134 NLT MUD ASH </p> <p>P6</p>	<p>276 TST PEBBLE </p> <p>P11</p>	

	A	B	C	D
1				
	<p>124 SUD MYSORE IVORY </p> <p>PF D M L XL C</p>	<p>152 SUD ALMOND </p> <p>D M</p>	<p>121 SUD IVORY </p> <p>PF L XL C</p>	
2				
	<p>275 SUD PEARL GREY </p> <p>PF M L XL C</p>	<p>132 SUD CYCLONE </p> <p>PF D L</p>	<p>265 SUD GREY SAND </p> <p>PF M L XL C</p>	<p>152 NLT ALMOND </p> <p>P6</p>
3				
	<p>125 SUD SAND </p> <p>PF</p>		<p>133 SUD MOON STONE </p> <p>PF D M L XL C</p>	

	A	B	C	D	E
1					
			172 SUD LIGHT PINK PF	171 SUD ALMOND PINK PF	169 SUD ROSE PINK PF
2					
	174 SUD POWDER PINK PF	168 SUD PINK PF	173 SUD BARBIE PINK PF L XL C	138 SUD TERRACOTTA PF XL M C	165 SUD LIGHT RED PF
3					
	205 JUP P11 BRICK	205 SUD BRICK PF	203 SUD RED PF	204 SUD RED DYNASTY PF D L XL C	

	A	B
1		
	451 SUD LAVENDER PF	219 SUD DULL PINK PF
2		
	161 SUD HOT PINK PF L XL	201 SUD MAROON PF L XL C
3		
	452 SUD PLUM PF	466 SUD DARK CHERRY PF
4		
	458 SUD NOIR CURRENT PF M	201 FWN P11 MAROON PF

COLOURS RECAP

COLOURS RECAP

	A	B	C
1			101 SUD WHITE
2	124 SUD MYSORE IVORY	152 SUD ALMOND	133 SUD MOON STONE
3	121 SUD IVORY	125 SUD SAND	141 SUD BEIGE
4	145 SUD DOESKIN	136 SUD MUSHROOM	144 SUD BROWN
5	174 SUD POWDER PINK	169 SUD ROSE PINK	205 SUD BRICK
6	230 SUD CREAM YELLOW	207 SUD DIVINE YELLOW	208 SUD MANGO
7	247 SUD DUTCH GREEN	229 SUD YELLOW	257 SUD OLIVE
8	286 SUD LAGOON	243 SUD SEA GREEN	248 SUD LEAF GREEN
9	294 SUD STORM	295 SUD AZUR	282 SUD LIGHT BLUE
10	172 SUD LIGHT PINK	168 SUD PINK	171 SUD ALMOND PINK

	A	B	C	D	E	F	G
1	111 SUD DESIGNER WHITE	108 SUD ABSOLUTE WHITE	107 SUD WOOL	103 SUD SNOW WHITE	271 SUD LIGHT GREY	270 SUD SILVER GREY	267 SUD BLUISH GREY
2	148 SUD TIDAL SAND	132 SUD CYCLONE	275 SUD PEARL GREY	262 SUD GREY	273 SUD SKY GREY	272 SUD CLOUD	268 SUD DUST
3	265 SUD GREY SAND	163 SUD BAY	465 SUD LONDON GREY	266 SUD ASH GREY	261 SUD DARK GREY	277 SUD CHARCOAL	401 SUD BLACK
4	276 SUD PEBBLE	134 SUD MUD ASH	146 SUD OATMEAL	269 SUD SMOG	274 SUD PINE NUT	182 SUD BARK	181 SUD CHOCOLATE
5	165 SUD LIGHT RED	138 SUD TERRACOTTA	147 SUD CAFE	201 SUD MAROON	466 SUD DARK CHERRY	458 SUD NOIR CURRENT	452 SUD PLUM
6	217 SUD LIGHT ORANGE	213 SUD ORANGE	204 SUD RED DYNASTY	203 SUD RED	219 SUD DULL PINK	173 SUD BARBIE PINK	161 SUD HOT PINK
7	246 SUD PISTA	137 SUD MUSTARD	361 SUD GOLF GREEN	259 SUD LIME	251 SUD BRIGHT GREEN	241 SUD KIWI GREEN	250 SUD GRASS GREEN
8	467 SUD MERMAID	244 SUD GREEN PEPPER	245 SUD DARK GREEN	364 SUD EMERALD	463 SUD PACIFIC	260 SUD AQUA GREEN	292 SUD CELESTIAL BLUE
9	284 SUD OZONE	303 SUD ZEPHYR BLUE	304 SUD BLUE BELL	291 SUD ELECTRIC BLUE	283 SUD SKY BLUE	362 SUD NIAGARA	296 SUD FOG
10	451 SUD LAVENDER	285 SUD LILAC	454 SUD PURPLE	300 SUD ROBIN BLUE	280 SUD BLUE	297 SUD BLUE GALAXY	281 SUD NAVY BLUE


TEXTURES

Choose from the entire spectrum of colours that range from pretty pastels to electric hues. Our collection also offers different finishes that cater to your specific design, this includes high-gloss finishes, suede textures and metallic pearl finishes.

TEXTURES

EXCLUSIVELY AVAILABLE WITH GREENLAM

TEXTURES




401 AFX
BLACK

401 ARA
BLACK

401 ASH
BLACK

401 BRD
BLACK



401 SGL
BLACK

401 SPK
BLACK

401 SRA
BLACK

401 STC
BLACK




401 FWN
BLACK

401 HDG
BLACK

401 HSC
BLACK

401 JUP
BLACK



401 STN
BLACK

401 SUD
BLACK

401 SY1
BLACK

401 SY2
BLACK



401 NLT
BLACK

401 OLM
BLACK

401 SAN
BLACK

401 SAT
BLACK



401 TRC
BLACK

401 TST
BLACK

401 TXM
BLACK

401 VRB
BLACK

Note: Swatches shown in black are for representation of the textures available in this collection.

Note: Swatches shown in black are for representation of the textures available in this collection.

D.Number	Finish	Design Name	Page	Row	Column	PF	D	M	L	XL	C	Edgeband (Rehau)	Edgeband (E3)
101	SGL	White	59	1	A	PF	-	-	L	-	-	75729	1001
101	SUD	White	136	1	D	PF	D	M	L	-	-	75729	1001
101	HDG	White	41	1	A	PF	-	-	-	-	-	75729	1001
103	SUD	Snow White	136	1	E	PF	-	-	-	-	-	75648	1001
107	FWN	Wool	136	3	A	PF	-	-	-	-	-	110207	1000
107	JUP	Wool	136	1	A	PF	-	-	-	-	-	110207	1000
107	SAT	Wool	17	1	B	-	-	-	-	-	-	110207	1000
107	SGL	Wool	59	1	B	PF	-	-	L	-	-	110207	1000
107	STC	Wool	136	3	B	PF	-	-	-	-	-	110207	1000
107	ASH	Wool	136	3	C	-	-	-	-	-	-	110207	1000
107	TST	Wool	136	2	E	-	-	-	-	-	-	110207	1000
107	OLM	Wool	136	3	D	-	-	-	-	-	-	110207	1000
107	SUD	Wool	136	2	D	PF	D	M	L	-	-	110207	1000
107	HDG	Wool	41	1	B	PF	-	-	-	-	-	110207	1000
108	SUD	Absolute White	136	2	C	PF	-	-	-	-	-	75729	-
111	SAT	Designer White	17	1	A	-	-	-	-	-	-	110223	-
111	SUD	Designer White	136	1	C	PF	-	-	L	XL	C	110223	-
121	SUD	Ivory	144	1	C	PF	-	-	L	XL	C	75713	-
124	SAT	Mysore Ivory	17	1	C	-	-	-	-	-	-	110176	1020
124	SGL	Mysore Ivory	59	1	C	PF	-	-	L	-	-	110176	1020
124	SUD	Mysore Ivory	144	1	A	PF	D	M	L	XL	C	110176	1020
124	HDG	Mysore Ivory	41	1	C	PF	-	-	-	-	-	110176	1020
125	SUD	Sand	144	3	A	PF	-	-	-	-	-	112051	-
132	HDG	Cyclone	41	3	D	PF	-	-	-	-	-	110112	-
132	SAT	Cyclone	17	1	D	-	-	-	-	-	-	110112	-
132	SUD	Cyclone	144	2	B	PF	D	-	L	-	-	110112	-
133	SUD	Moon Stone	144	3	D	PF	D	M	L	XL	C	75716	-
134	NLT	Mud Ash	143	3	D	-	-	-	-	-	-	112052	-
134	SUD	Mud Ash	143	2	D	PF	-	-	-	XL	C	112052	-
136	SUD	Mushroom	143	2	C	PF	-	-	-	-	-	112126	1013
137	SAT	Mustard	18	4	C	-	-	-	-	-	-	112127	-
137	SUD	Mustard	142	2	A	PF	-	M	-	-	-	112127	-
137	HDG	Mustard	43	3	C	PF	-	-	-	-	-	112127	-
138	SAT	Terracotta	18	4	D	-	-	-	-	-	-	112128	-
138	SUD	Terracotta	145	2	D	PF	-	M	-	XL	C	112128	-
138	HDG	Terracotta	44	3	A	PF	-	-	-	-	-	112128	-
141	TST	Beige	143	3	B	-	-	-	-	-	-	112079	-
141	SUD	Beige	143	1	C	PF	D	M	L	XL	C	112079	-
141	HDG	Beige	42	2	A	PF	-	-	-	-	-	112079	-
144	SUD	Brown	142	1	B	PF	-	-	-	-	-	112053	-
145	SUD	Doeskin	142	1	A	PF	-	-	-	-	-	112054	-
146	FWN	Oatmeal	142	1	D	PF	-	-	-	-	-	75635	1021
146	SAT	Oatmeal	17	3	B	-	-	-	-	-	-	75635	1021
146	SUD	Oatmeal	142	1	C	PF	-	M	-	-	-	75635	1021
146	HDG	Oatmeal	42	2	B	PF	-	-	-	-	-	75635	1021
147	SUD	Cafe	142	2	B	PF	-	-	-	-	-	75752	-
148	NLT	Tidal Sand	143	3	A	-	-	-	-	-	-	75649	-
148	SGL	Tidal Sand	59	1	D	PF	-	-	-	-	-	75649	-
148	SUD	Tidal Sand	143	1	D	PF	-	-	-	-	-	75649	-
152	NLT	Almond	144	1	D	-	-	-	-	-	-	110163	1020
152	SUD	Almond	144	1	B	PF	D	M	-	-	-	110163	1020
161	SUD	Hot Pink	146	2	A	PF	-	-	L	-	-	112056	-
163	JUP	Bay	143	1	A	PF	-	-	-	-	-	112083	1013
163	HDG	Bay	42	2	C	PF	-	-	-	-	-	112083	1013
163	SUD	Bay	143	1	E	PF	-	-	L	-	-	112083	-
165	SUD	Light Red	145	2	E	PF	-	-	-	-	-	110146	-
168	SUD	Pink	145	1	B	PF	-	-	-	-	-	110172	-
169	SUD	Rose Pink	145	1	E	PF	-	-	-	-	-	112057	-
171	SUD	Almond Pink	145	1	D	PF	-	-	-	-	-	110205	-
172	SUD	Light Pink	145	1	C	PF	-	-	-	-	-	112058	-
173	SAT	Barbie Pink	18	3	B	-	-	-	-	-	-	75600	1014
173	SUD	Barbie Pink	145	2	C	PF	-	-	L	XL	C	75600	1014
173	HDG	Barbie Pink	44	1	B	PF	-	-	-	-	-	75600	1014
174	HDG	Powder Pink	41	3	C	PF	-	-	-	-	-	110172	1000
174	SUD	Powder Pink	145	1	A	PF	-	-	-	-	-	110172	1000
174	SAT	Powder Pink	18	1	A	-	-	-	-	-	-	110172	1000
181	SAT	Chocolate	17	3	C	-	-	-	-	-	-	75738	-
181	SUD	Chocolate	142	2	C	PF	-	M	L	-	-	75738	-
181	HDG	Chocolate	42	2	D	PF	-	-	-	-	-	75738	-
182	JUP	Bark	137	3	A	PF	-	-	-	-	-	110151	1005
182	HDG	Bark	42	1	A	PF	-	-	-	-	-	110151	1005
182	SUD	Bark	137	4	A	PF	-	-	-	-	-	110151	1005
201	FWN	Maroon	146	4	B	PF	-	-	-	-	-	110131	1010
201	SUD	Maroon	146	2	B	PF	-	-	L	XL	C	110131	1010
201	HDG	Maroon	44	11	A	PF	-	-	-	-	-	110131	1010
203	SAT	Red	18	3	D	-	-	-	-	-	-	75636	-
203	SGL	Red	60	1	A	PF	-	-	-	-	-	75636	-
203	SUD	Red	145	3	C	PF	-	-	-	-	-	75636	-

D.Number	Finish	Design Name	Page	Row	Column	PF	D	M	L	XL	C	Edgeband (Rehau)	Edgeband (E3)
204	SUD	Red Dynasty	145	3	E	PF	D	-	L	XL	C	75717	1009
204	HDG	Red Dynasty	44	2	A	PF	-	-	-	-	-	75717	1009
205	JUP	Brick	145	3	A	PF	-	-	-	-	-	110210	-
205	SAT	Brick	18	3	C	-	-	-	-	-	-	110210	-
205	SUD	Brick	145	3	B	PF	-	-	-	-	-	110210	-
207	SUD	Divine Yellow	141	1	D	PF	-	-	L	XL	C	112059	-
207	HDG	Divine Yellow	43	3	A	PF	-	-	-	-	-	112059	-
208	SUD	Mango	141	1	E	PF	-	-	-	-	-	112060	-
213	SUD	Orange	142	3	B	PF	-	-	-	-	-	75744	-
217	SAT	Light Orange	18	2	C	-	-	-	-	-	-	110101	-
217	SGL	Light Orange	60	2	A	PF	-	-	L	-	-	110101	-
217	SUD	Light Orange	142	3	A	PF	-	-	L	XL	C	110101	-
217	HDG	Light Orange	43	3	B	PF	-	-	-	-	-	110101	-
219	SUD	Dull Pink	146	1	B	PF	-	-	-	-	-	112061	-
229	SAT	Yellow	18	1	C	-	-	-	-	-	-	75739	1008
229	SGL	Yellow	60	1	B	PF	-	-	L	-	-	75739	1008
229	SUD	Yellow	141	2	C	PF	-	M	L	-	-	75739	1008
230	SUD	Cream Yellow	141	1	C	PF	-	-	-	XL	C	75735	-
241	SUD	Kiwi Green	140	2	D	PF	-	-	-	-	-	110148	-
243	HDG	Sea Green	41	3	B	PF	-	-	-	-	-	112063	-
243	STC	Sea Green	140	3	A	PF	-	-	-	-	-	112063	-
243	SUD	Sea Green	140	1	D	PF	-	-	-	-	-	112063	-
244	FWN	Green Pepper	141	1	A	PF	-	-	-	-	-	112011	1022
244	SUD	Green Pepper	141	1	B	PF	-	-	-	-	-	112011	1022
244	SAT	Green Pepper	16	1	B	-	-	-	-	-	-	112011	1022
245	SAT	Dark Green	16	2	A	-	-	-	-	-	-	112081	-
245	SUD	Dark Green	140	4	D	PF	-	-	-	-	-	112081	-
246	SUD	Pista	141	3	E	PF	-	-	-	-	-	110179	-
247	SUD	Dutch Green	141	2	D	PF	-	-	L	-	-	112064	-
248	SAT	Leaf Green	16	1	C	-	-	-	-	-	-	112065	-
248	SUD	Leaf Green	140	1	E	PF	-	-	-	-	-	112065	-
250	SAT	Grass Green	16	3	A	-	-	-	-	-	-	110118	-
250	SUD	Grass Green	140	2	E	PF	-	-	-	-	-	110118	-
251	SUD	Bright Green	141	2	E	PF	-	-	-	-	-	112009	-
251	HDG	Bright Green	43	3	B	PF	-	-	-	-	-	112009	-
257	SGL	Olive	60	3	A	PF	-	-	-	-	-	75650	-
257	SUD	Olive	141	3	C	PF	-	-	L	XL	C	75650	-
259	SUD	Lime	141	3	A	PF	-	-	L	XL	C	75742	-
260	SUD	Aqua Green	140	2	C	PF	-	-	-	-	-	112066	-
261	SAT	Dark Grey	17	2	D	-	-	-	-	-	-	75745	1050
261	STC	Dark Grey	137	4	C	PF	-	-	-	-	-	75745	1050
261	TST	Dark Grey	137	4	D	-	-	-	-	-	-	75745	1050
261	SUD	Dark Grey	137	4	E	PF	D	M	L	XL	C	75745	1050
261	HDG	Dark Grey	42	1	C	PF	-	-	-	-	-	75745	1050
262	SUD	Grey	137	1	D	PF	-	-	L	-	-	75703	-
265	SUD	Grey Sand	144	2	C	PF	-	-	-	-	-	75703	-
266	SAT	Ash Grey	17	2	C	-	-	-	-	-	-	75733	1019
266	SUD	Ash Grey	137	3	D	PF	-	-	L	-	-	75733	1019
267	SUD	Bluish Grey	137	2	E	PF	-	-	-	-	-	V0296	-
268	SUD	Dust	137	3	C	PF	-	-	L	XL	C	75731	-
269	JUP	Smog	137	2	A	PF	-	-	-	-	-	110162	

D.Number	Finish	Design Name	Page	Row	Column	PF	D	M	L	XL	G	Edgeband (Rehau)	Edgeband (E3)
5078	SAT	Esoteric Oak	28	1	B	-	-	-	-	-	-	460P	-
5079	SUD	Lucent Elm	77	1	C	PF	-	-	-	-	-	196P	-
5079	SGL	Lucent Elm	65	2	B	PF	-	-	-	-	-	196P	-
5080	SUD	Pure Elm	88	3	C	PF	-	-	-	-	-	290P	-
5080	SGL	Pure Elm	66	1	B	PF	-	-	-	-	-	290P	-
5081	SUD	Snuff Elm	98	1	A	PF	-	-	-	-	-	321P	-
5081	SGL	Snuff Elm	65	2	C	PF	-	-	-	-	-	321P	-
5082	SUD	Louisiana Oak	86	1	A	PF	-	M	-	-	-	237P	-
5082	SAT	Louisiana Oak	24	1	B	-	-	-	-	-	-	237P	-
5082	HDG	Louisiana Oak	35	1	A	PF	-	-	-	-	-	237P	-
5083	SUD	Southern Oak	99	2	C	PF	-	-	-	-	-	677P	-
5083	HDG	Southern Oak	37	3	C	PF	-	-	-	-	-	677P	-
5095	SUD	Arcana Pearl	69	1	A	PF	-	-	-	-	-	-	-
5096	SUD	Arcana Brown	94	2	C	PF	-	-	-	-	-	-	1021
5097	SUD	Arcana Grey	105	1	A	PF	-	-	-	-	-	75728	1005
5301	HSC	Eucalyptus Glow	71	2	B	-	-	-	-	-	-	502P	-
5302	HSC	Pure Eucalyptus	91	2	B	-	-	-	-	-	-	674P	-
5304	SUD	Clear Splendor	72	2	B	PF	-	-	-	-	-	110228	-
5307	SUD	Ruptured Oak	82	1	A	PF	-	-	-	-	-	678P	-
5308	SUD	Rift Oak	90	2	A	PF	-	-	-	-	-	398P	-
5309	SUD	Oak Fissure	98	2	E	PF	-	-	-	-	-	-	-
5310	SUD	White Ash	77	2	B	PF	-	-	-	-	-	206P	-
5311	SUD	California Ash	94	1	C	PF	-	-	-	-	-	261P	2067
5312	SUD	Cured Ash	102	2	C	PF	-	-	-	-	-	496P	-
5313	SUD	Banana Wood	90	2	B	PF	-	-	-	-	-	-	2069
5314	SUD	Urbane Banana	94	2	B	PF	-	-	-	-	-	-	-
5315	SUD	Banana Mist	101	2	B	PF	-	-	-	-	-	679P	-
5316	SUD	Oak Radiance	82	2	A	PF	-	-	-	-	-	354P	-
5326	SUD	Buen Walnut	94	2	A	PF	-	-	-	-	-	672P	-
5327	SUD	Chiaro	81	2	A	PF	-	-	-	-	-	735P	-
5328	SUD	Biscotti	73	1	B	PF	-	-	-	-	-	572P	-
5329	OLM	Crest Oak	101	1	A	-	-	-	-	-	-	176P	-
5329	SUD	Crest oak	101	1	B	PF	-	-	-	-	-	176P	-
5330	SUD	Smoked Mahogany	108	2	C	PF	-	-	-	-	-	736P	-
5331	SUD	Midnight Acacia	110	1	B	PF	-	-	L	XL	C	684P	-
5332	SAN	Italian Beech	81	1	A	-	-	-	-	-	-	691P	-
5333	ARA	Nordic Walnut	91	1	A	PF	-	-	-	-	-	589P	2049
5333	SUD	Nordic Walnut	91	1	B	PF	-	M	-	XL	C	589P	2049
5333	SAT	Nordic Walnut	25	2	A	-	-	-	-	-	-	589P	2049
5333	HDG	Nordic Walnut	35	1	B	PF	-	-	-	-	-	589P	2049
5334	OLM	Canyon Walnut	98	3	A	-	-	-	-	-	-	670P	2080
5334	SUD	Canyon Walnut	98	3	B	PF	-	-	-	XL	C	670P	2080
5334	SGL	Canyon Walnut	65	2	D	PF	-	-	-	-	-	670P	2080
5335	SUD	Bandung Teak	94	2	D	-	-	-	-	-	-	273P	-
5335	SGL	Bandung Teak	65	2	B	-	-	-	-	-	-	273P	-
5337	SUD	Malay Teak	97	2	D	PF	-	-	-	-	-	420P	-
5337	HDG	Malay Teak	37	2	A	PF	-	-	-	-	-	420P	-
5338	SAN	Steamed Bouchle	89	2	A	-	-	-	-	-	-	685P	-
5338	SUD	Steamed Bouchle	89	2	B	PF	-	-	L	-	-	685P	-
5339	SUD	Bristlecone Pine	70	1	B	PF	-	-	-	-	-	272P	-
5340	SUD	Ebon Pine	106	2	B	PF	-	-	-	-	-	686P	-
5343	ARA	Liro Sap	100	2	A	PF	-	-	-	-	-	687P	-
5343	SUD	Liro Sap	100	2	A	PF	-	-	-	-	-	687P	-
5343	SGL	Liro Sap	66	1	C	PF	-	-	-	-	-	687P	-
5343	SAT	Liro Sap	27	1	B	-	-	-	-	-	-	687P	-
5345	SUD	Noce Elegante	78	2	B	PF	-	-	-	-	-	502P	2039
5345	VRB	Noce Elegante	48	1	B	-	-	-	-	-	-	502P	2039
5346	ARA	Eclipse Ash	85	1	C	PF	-	-	-	-	-	416P	-
5346	SUD	Eclipse Ash	85	1	D	PF	-	-	-	-	-	416P	-
5347	SAN	Blonde Wood	85	1	A	PF	-	-	-	-	-	233P	-
5347	SUD	Blonde Wood	85	1	B	PF	-	-	-	-	-	233P	-
5348	SUD	Sherwood Oak	88	3	A	PF	-	-	-	-	-	508P	-
5348	VRB	Sherwood Oak	50	1	D	PF	-	-	-	-	-	508P	-
5349	ARA	Austin Walnut	104	2	C	PF	-	-	-	-	-	675P	-
5349	SUD	Austin Walnut	104	2	D	PF	-	M	-	-	-	675P	-
5349	SAT	Austin Walnut	25	1	A	-	-	-	-	-	-	675P	-
5349	HDG	Austin Walnut	38	1	A	PF	-	-	-	-	-	675P	-
5350	SUD	Black Mirage	110	1	A	PF	-	-	-	-	-	684P	-
5350	SGL	Black Mirage	66	2	C	PF	-	-	-	-	-	684P	-
5351	SY1	Cardiff Elm	55	1	B	-	-	-	-	-	-	740P	-
5352	SY1	Rovigo Elm	55	2	B	-	-	-	-	-	-	215P	-
5353	SY1	Rosenheim Elm	56	1	A	-	-	-	-	-	-	507P	-
5354	SY2	Leon Ash	55	1	A	-	-	-	-	-	-	586P	-
5355	SY2	Valencia Ash	56	2	A	-	-	-	-	-	-	742P	2067
5356	SY2	Toledo Ash	56	1	B	-	-	-	-	-	-	743P	-
5371	SUD	Cabana Wood	72	1	A	PF	-	-	-	-	-	486P	-
5372	SUD	Grey Magic	80	1	A	PF	-	-	-	-	-	691P	-
5372	TRC	Grey Magic	80	1	B	PF	-	-	-	-	-	691P	-

D.Number	Finish	Design Name	Page	Row	Column	PF	D	M	L	XL	G	Edgeband (Rehau)	Edgeband (E3)
5373	HDG	Aspen Oak	36	1	B	PF	-	-	-	-	-	470P	-
5373	ARA	Aspen Oak	106	1	A	PF	-	-	-	-	-	470P	-
5373	SUD	Aspen Oak	106	1	B	PF	-	-	-	-	-	470P	-
5374	SUD	Cottage Oak	104	2	A	PF	-	-	-	-	-	846P	-
5375	SUD	Saturno Walnut	92	2	B	PF	-	-	-	XL	C	730P	2092
5375	TRC	Saturno Walnut	92	1	A	PF	-	-	-	-	-	730P	2092
5375	SAT	Saturno Walnut	23	1	A	-	-	-	-	-	-	730P	2092
5376	SUD	Texas Rodeo	102	2	B	PF	-	-	-	-	-	331P	-
5376	SAT	Texas Rodeo	25	1	B	-	-	-	-	-	-	331P	-
5376	HDG	Texas Rodeo	38	1	B	PF	-	-	-	-	-	331P	-
5377	SUD	Dandy Wood Taupe	79	1	A	PF	-	-	-	XL	C	75649	-
5377	SAT	Dandy Wood Taupe	28	1	A	-	-	-	-	-	-	75649	-
5377	VRB	Dandy Wood Taupe	48	1	A	-	-	-	-	-	-	75649	-
5378	SUD	Dandy Wood Anthracite	106	2	C	PF	-	-	-	XL	C	75611	-
5378	SAT	Dandy Wood Anthracite	26	1	B	-	-	-	-	-	-	75611	-
5379	SUD	Manor	102	1	A	PF	-	-	-	-	-	507P	-
5379	SAT	Manor	27	1	A	-	-	-	-	-	-	507P	-
5380	SUD	Black Forest	108	2	B	PF	-	M	-	-	-	845P	2001
5380	TRC	Black Forest	107	1	A	PF	-	-	-	-	-	845P	2001
5380	HDG	Black Forest	38	1	C	PF	-	-	-	-	-	845P	2001
5381	SUD	Chelsea Chestnut Natural	86	1	B	PF	-	-	-	-	-	126P	-
5381	TRC	Chelsea Chestnut Natural	86	1	C	PF	-	-	-	-	-	126P	-
5382	HDG	Chelsea Chestnut Brown	36	1	A	PF	-	-	-	-	-	675P	-
5382	SUD	Chelsea Chestnut Brown	104	1	C	PF	-	-	-	-	-	675P	-
5382	TRC	Chelsea Chestnut Brown	104	1	A	PF	-	-	-	-	-	675P	-
5383	SUD	Chelsea Chestnut Anthracite	108	1	B	PF	-	-	-	-	-	223P	-
5383	TRC	Chelsea Chestnut Anthracite	108	1	A	PF	-	-	-	-	-	223P	-
5383	SAT	Chelsea Chestnut Anthracite	26	2	B	-	-	-	-	-	-	223P	-
5384	ARA	Lido Pine	71	1	A	PF	-	-	-	-	-	843P	2037
5384	SUD	Lido Pine	71	1	B	PF	-	-	-	-	-	843P	2037
5391	HDG	Oslo	33	1	A	PF	-	-	-	-	-	221P	2005
5391	SUD	Oslo	74	1	B	PF	-	-	-	-	-	221P	2005
5391	ARA	Oslo	74	1	A	PF	-	-	-	-	-	221P	2005
5392	SUD	Modern Oak	89	1	A	PF	-	-	-	-	-	-	2011
5392	SAT	Modern Oak	24	1	A	-	-	-	-	-	-	-	2011
5392	SAN	Modern Oak	89	1	C	PF	-	-	-	-	-	-	2011
5393	SUD	Charleston	81	1	C	PF	-	-	-	-	-	-	2049
5394	HDG	Nordic Acacia	34	1	B	PF	-	-	-	-	-	053P	2007
5394	SUD	Nordic Acacia	83	1	B	PF	-	-	-	-	-	053P	2007
5394	TRC	Nordic Acacia	83	1	A	PF	-	-	-	-	-	053P	2007
5395	SUD	Urban Oak	83	2	B	PF	-	-	-	-	-	049P	2023
5395	SGL	Urban Oak	65	1	C	PF	-	-	-	-	-	049P	2023
5395	ARA	Urban Oak	84	1	A	PF	-	-	-	-	-	049P	2023
5396	HDG	Tango Wood	34	1	A	PF	-	-	-	-	-	165P	2004
5396	SUD	Tango Wood	94	2	C	PF	-	-	-	-	-	165P	2004
5401	SAN	Argent Elm	78	1	A	-	-	-	-	-	-	695P	-
5409	VRB	Alaskan	49	1	A	-	-	-	-	-	-	502P	-
5416	SAN	Glacier	72	1	B	-	-	-	-	-	-	486P	-
5420	SUD	Autumn Elm	106	1	C	PF	-	-	-	-	-	746P	-
5422	SUD	Avignon grey	106	1	D	PF	-	-	-	-	-	747P	-
5423	SUD	Bianca Roselba	73	1	A	PF	-	-	-	-	-	502P	-
5423	SGL	Bianca Roselba	65	1	A	PF	-	-	-	-	-	502P	-

DOORS SPECIAL RANGE - 3' X 7'

D.No.	Finish	Design Name	Page	Row	Column	D
101	SUD	White	136	1	D	D
107	SUD	Wool	136	2	D	D
124	SUD	Mysore Ivory	144	1	A	D
132	SUD	Cyclone	144	2	B	D
133	SUD	Moon Stone	144	3	D	D
141	SUD	Beige	143	1	C	D
152	SUD	Almond	144	1	B	D
204	SUD	Red Dynasty	145	3	E	D
261	SUD	Dark Grey	137	4	E	D
270	SUD	Silver Grey	137	1	C	D
291	SUD	Electric Blue	139	3	C	D
608	SUD	American Walnut	98	2	C	D
633	SUD	Sunset Beech	97	1	D	D
652	SUD	Wild Cherry	97	1	A	D
676	SUD	European Walnut	88	1	C	D
682	SUD	Hiland Pine	74	2	B	D
683	SUD	Golden Maple	86	2	A	D
685	SUD	Swiss Pear	86	2	B	D
693	SUD	Vancouver Maple	96	1	C	D
701	SUD	Rising Beech	87	1	D	D
702	SUD	Cherry	77	2	A	D
711	SUD	Siam Teak	97	2	C	D
718	SUD	Silver Maple	77	1	A	D
731	SUD	Wenge	100	1	A	D
750	SUD	White Beech	73	4	B	D
766	SUD	Rich Walnut	99	1	C	D
770	SUD	Douglas Fur	85	2	C	D
791	SUD	Milwaukee Walnut	102	1	B	D
5003	SUD	Phillipine Teak	90	1	A	D
5007	SUD	White Larch	70	1	B	D
5018	SUD	Brooks Walnut	98	2	D	D
5049	SUD	Red Oak	88	1	D	D
5050	SUD	Umber Oak	100	1	B	D
5566	SUD	Clear Mesh	127	1	B	D
5567	SUD	Grey Mesh	127	3	B	D
5568	SUD	Smoky Mesh	127	4	B	D
5569	SUD	Earthen Mesh	127	2	B	D
5570	SUD	Bronze Mesh	127	1	A	D

M RANGE - 4' X 10'

D.No.	Finish	Design Name	Page	Row	Column	M
101	SUD	White	136	1	D	M
107	SUD	Wool	136	2	D	M
124	SUD	Mysore Ivory	144	1	A	M
133	SUD	Moon Stone	144	3	D	M
137	SUD	Mustard	142	2	A	M
138	SUD	Terracotta	145	2	D	M
141	SUD	Beige	143	1	C	M
146	SUD	Oatmeal	142	1	C	M
152	SUD	Almond	144	1	B	M
181	SUD	Chocolate	142	2	C	M
229	SUD	Yellow	141	2	C	M
261	SUD	Dark Grey	137	4	E	M
275	SUD	Pearl Grey	144	2	A	M
291	SUD	Electric Blue	139	3	C	M
364	SUD	Emerald	140	4	E	M
401	SUD	Black	138	1	B	M
458	SUD	Noir Current	146	4	A	M
608	SUD	American Walnut	98	2	C	M
682	SUD	Hiland Pine	74	2	B	M
770	SUD	Douglas Fur	85	2	C	M
923	SUD	Meta Silver	131	1	B	M
5082	SUD	Louisiana Oak	86	1	A	M
5333	SUD	Nordic Walnut	91	1	B	M
5349	SUD	Austin Walnut	104	2	D	M
5380	SUD	Black Forest	108	2	B	M
5566	SUD	Clear Mesh	127	1	B	M
5569	SUD	Earthen Mesh	127	2	B	M

L RANGE - 4.25' X 10'

D.No.	Finish	Design Name	Page	Row	Column	L
101	SGL	White	59	1	A	L
101	SUD	White	136	1	D	L
107	SGL	Wool	59	1	B	L
107	SUD	Wool	136	2	D	L
111	SUD	Designer White	136	1	C	L
121	SUD	Ivory	144	1	C	L
124	SGL	Mysore Ivory	59	1	C	L
124	SUD	Mysore Ivory	144	1	A	L
132	SUD	Cyclone	144	2	B	L
133	SUD	Moon Stone	144	3	D	L
141	SUD	Beige	143	1	C	L
161	SUD	Hot Pink	146	2	A	L
163	SUD	Bay	143	1	E	L
173	SUD	Barbie Pink	145	2	C	L
181	SUD	Chocolate	142	2	C	L
201	SUD	Maroon	146	2	B	L
204	SUD	Red Dynasty	145	3	E	L
207	SUD	Divine Yellow	141	1	D	L
217	SGL	Light Orange	60	2	A	L
217	SUD	Light Orange	142	3	A	L
229	SGL	Yellow	60	1	B	L
229	SUD	Yellow	141	2	C	L
247	SUD	Dutch Green	141	2	D	L
257	SUD	Olive	141	3	C	L
259	SUD	Lime	141	3	A	L
261	SUD	Dark Grey	137	4	E	L
262	SUD	Grey	137	1	D	L
266	SUD	Ash Grey	137	3	D	L
268	SUD	Dust	137	3	C	L
270	SUD	Silver Grey	137	1	C	L
271	SUD	Light Grey	137	2	C	L
274	SUD	Pine Nut	143	1	B	L
275	SUD	Pearl Grey	144	2	A	L
277	SUD	Charcoal	138	1	D	L
280	SUD	Blue	139	4	A	L
284	SUD	Ozone	139	2	A	L
291	SUD	Electric Blue	139	3	C	L
297	SUD	Blue Galaxy	140	3	E	L
304	SUD	Blue Bell	139	3	B	L
401	SGL	Black	59	2	D	L
401	SUD	Black	138	1	B	L
695	SUD	Baverian Beech	97	1	C	L
711	SUD	Siam Teak	97	2	C	L
719	SUD	Mangfall Beech	87	2	B	L
738	SUD	Oak	85	2	A	L
923	SUD	Meta Silver	131	1	B	L
5003	SUD	Phillipine Teak	90	1	A	L
5004	SUD	Lorraine Walnut	98	1	D	L
5006	SUD	Thansau Maple	87	1	C	L
5018	SUD	Brooks Walnut	98	2	D	L
5049	SUD	Red Oak	88	1	D	L
5076	SGL	Primeval Oak	65	1	D	L
5076	SUD	Primeval Oak	88	2	C	L
5331	SUD	Midnight Acacia	110	1	B	L
5338	SUD	Steamed Bouchle	89	2	B	L
5427	VRB	Refresh Oak	50	1	C	L
5566	SUD	Clear Mesh	127	1	B	L
5568	SUD	Smoky Mesh	127	4	B	L
5574	SGL	Statuario	64	1	C	L
5575	SGL	Black Marmor	64	1	A	L
9610	VRB	Pure Ash	49	1	B	L
9611	VRB	Innate Ash	49	2	B	L
9851	AFX	White X	12	1	A	L
9852	AFX	Eden Grey	12	2	C	L
9853	AFX	Anthracite	12	3	B	L
9854	AFX	Dove	12	1	B	L
9855	AFX	Basalt Grey	12	2	B	L
9856	AFX	Coffee Bean	12	4	B	L
9857	AFX	Country Blue	12	3	A	L
9858	AFX	Victorian Violet	12	1	C	L
9859	AFX	Sea Weed Green	12	4	A	L
9860	AFX	Twilight Blue	12	3	C	L
9861	AFX	Black X	12	4	C	L
90401	SUD	Black	30	2	F	L
90401	HDG	Black	30	1	E	L

XL RANGE - 5' X 12'

D.No.	Finish	Design Name	Page	Row	Column	XL
111	SUD	Designer White	136	1	C	XL
121	SUD	Ivory	144	1	C	XL
124	SUD	Mysore Ivory	144	1	A	XL
133	SUD	Moon Stone	144	3	D	XL
134	SUD	Mud Ash	143	2	D	XL
138	SUD	Terracotta	145	2	D	XL
141	SUD	Beige	143	1	C	XL
173	SUD	Barbie Pink	145	2	C	XL
201	SUD	Maroon	146	2	B	XL
204	SUD	Red Dynasty	145	3	E	XL
207	SUD	Divine Yellow	141	1	D	XL
217	SUD	Light Orange	142	3	A	XL
230	SUD	Cream Yellow	141	1	C	XL
257	SUD	Olive	141	3	C	XL
259	SUD	Lime	141	3	A	XL
261	SUD	Dark Grey	137	4	E	XL
268	SUD	Dust	137	3	C	XL
271	SUD	Light Grey	137	2	C	XL
275	SUD	Pearl Grey	144	2	A	XL
281	SUD	Navy Blue	139	4	C	XL
284	SUD	Ozone	139	2	A	XL
291	SUD	Electric Blue	139	3	C	XL
297	SUD	Blue Galaxy	140	3	E	XL
401	SUD	Black	138	1	B	XL
682	SUD	Hiland Pine	74	2	B	XL
719	SUD	Mangfall Beech	87	2	B	XL
738	SUD	Oak	85	2	A	XL
770	SUD	Douglas Fur	85	2	C	XL
923	SUD	Meta Silver	131	1	B	XL
937	SUD	Chicago Steel	124	1	B	XL
5003	SUD	Phillipine Teak	90	1	A	XL
5006	SUD	Thansau Maple	87	1	C	XL
5018	SUD	Brooks Walnut	98	2	D	XL
5076	SUD	Primeval Oak	88	2	C	XL
5331	SUD	Midnight Acacia	110	1	B	XL
5333	SUD	Nordic Walnut	91	1	B	XL
5334	SUD	Canyon Walnut	98	3	B	XL
5375	SUD	Saturno Walnut	92	2	B	XL
5377	SUD	Dandy Wood Taupe	79	1	A	XL
5378	SUD	Dandy Wood Anthracite	109	1	A	XL
5566	SUD	Clear Mesh	127	1	B	XL
5568	SUD	Smoky Mesh	127	4	B	XL
5581	SUD	Torino Pearl	120	1	A	XL

COMPACT LAMINATE RANGE - 6' X 6'/ 6' X 12'

D.No.	Finish	Design Name	Page	Row	Column	C
111	SUD	Designer White	136	1	C	C
121	SUD	Ivory	144	1	C	C
124	SUD	Mysore Ivory	144	1	A	C
133	SUD	Moon Stone	144	3	D	C
134	SUD	Mud Ash	143	2	D	C
138	SUD	Terracotta	145	2	D	C
141	SUD	Beige	143	1	C	C
173	SUD	Barbie Pink	145	2	C	C
201	SUD	Maroon	146	2	B	C
204	SUD	Red Dynasty	145	3	E	C
207	SUD	Divine Yellow	141	1	D	C
217	SUD	Light Orange	142	3	A	C
230	SUD	Cream Yellow	141	1	C	C
257	SUD	Olive	141	3	C	C
259	SUD	Lime	141	3	A	C
261	SUD	Dark Grey	137	4	E	C
268	SUD	Dust	137	3	C	C
271	SUD	Light Grey	137	2	C	C
275	SUD	Pearl Grey	144	2	A	C
281	SUD	Navy Blue	139	4	C	C
284	SUD	Ozone	139	2	A	C
291	SUD	Electric Blue	139	3	C	C
297	SUD	Blue Galaxy	140	3	E	C
401	SUD	Black	138	1	B	C
682	SUD	Hiland Pine	74	2	B	C
719	SUD	Mangfall Beech	87	2	B	C
738	SUD	Oak	85	2	A	C
770	SUD	Douglas Fur	85	2	C	C
923	SUD	Meta Silver	131	1	B	C
937	SUD	Chicago Steel	124	1	B	C
5003	SUD	Phillipine Teak	90	1	A	C
5006	SUD	Thansau Maple	87	1	C	C
5018	SUD	Brooks Walnut	98	2	D	C
5076	SUD	Primeval Oak	88	2	C	C
5331	SUD	Midnight Acacia	110	1	B	C
5333	SUD	Nordic Walnut	91	1	B	C
5334	SUD	Canyon Walnut	98	3	B	C
5375	SUD	Saturno Walnut	92	2	B	C
5377	SUD	Dandy Wood Taupe	79	1	A	C
5378	SUD	Dandy Wood Anthracite	109	1	A	C
5566	SUD	Clear Mesh	127	1	B	C
5568	SUD	Smoky Mesh	127	4	B	C
5581	SUD	Torino Pearl	120	1	A	C

OUR COMMITMENT TO QUALITY ASSURANCE



TECHNICAL SPECIFICATION

SIZE AVAILABILITY IN FINISHES							
Finish	Abbreviation	GREENLAM STANDARD (4' X 8')	GREENLAM DOOR SPECIALS (3' X 7')	GREENLAM "M" Range (4' X 10')	GREENLAM "L" Range (4.25' X 10')	GREENLAM "XL" Range (5' X 12')	GREENLAM COMPACT LAMINATES (6' X 12')
AFX	AFX	✓	•	•	✓	•	•
ARIA	ARA	✓	•	•	•	•	•
BRUSHED	BRD	✓	•	•	•	•	•
JUPITER NEW	JUP	✓	•	•	•	•	•
EDGY ASH	ASH	✓	•	•	•	•	•
FAWN NEW	FWN	✓	•	•	•	•	•
HANDSCRAPPED	HSC	✓	•	•	•	•	•
HD GLOSS	HDG	✓	•	•	•	•	•
NAPPA LEATHER	NLT	✓	•	•	•	•	•
OLMO	OLM	✓	•	•	•	•	•
SANTHIA	SAN	✓	•	•	•	•	•
SATIN	SAT	✓	•	•	•	•	•
SIERRA	SRA	✓	•	•	•	•	•
SPARKLE	SPK	✓	•	•	•	•	•
STONE	STN	✓	•	•	•	•	•
STUCCO	STC	✓	•	✓	•	✓	•
SUEDE	SUD	✓	✓	✓	✓	✓	✓
SUPER GLOSS	SGL	✓	•	•	•	•	•
SYNCHRO	SY1, SY2	✓	•	•	•	•	•
TRACE	TRC	✓	•	•	•	•	•
TECHNO STEEL	TST	✓	•	•	•	•	•
TEXMEX	TXM	✓	•	•	•	•	•
VERACIOUS BARK	VRB	✓	•	✓	•	•	•

Note: All Sample are in Suede finish unless mentioned.

● These are speciality laminate and are priced differently.

Ⓜ Design available in Post Forming grade also

Ⓜ Greenlam Doors Special available in 3' x 7'

Ⓜ Design also available in 4' x 10'

Ⓜ Compact Laminates available in 6' x 12'

Ⓜ Design also available in 4.25' x 10'

Ⓜ Design also available in 5' x 12'

Ⓜ Horizontal Design

Ⓜ Recommended for Vertical Application

Ⓜ Premium Product

New Design Highlighted In **Red** Colour

LIABILITY

Whereas the products are manufactured to exacting standards, the nature of the application procedure is beyond our control. While we are pleased to offer advice, we cannot guarantee the finishing results or accept liability for it. All information is provided in good faith but without warranty expressed or implied. The liability of the Company is limited to replacement of defective goods only. It is therefore necessary that prior to any commercial use you should conduct your own tests to evaluate efficacy of the product under the particular condition for its intended use.

S.No.	PROPERTIES	TEST STANDARD	UNIT	SPECIFIED VALUES	GREENLAM VALUES	SPECIFIED VALUES	GREENLAM VALUES
1	Classification & Test Protocol	IS 2046 : 1995		HGS, Thickness 1.0 mm		HGS, Thickness 1.5 mm	
PHYSICAL & DIMENSIONAL PROPERTIES							
2	Nominal Thickness		mm	1.0		1.5	
3	Thickness variation	Clause - 5.3	mm	1.0 ± 0.10	Conforms	1.5 ± 0.15	Conforms
4	Tolerance on Length	Clause - 5.4.6	mm	+10, -Nil	Conforms	+10, -Nil	Conforms
5	Tolerance on Width	Clause - 5.4.6	mm	+10, -Nil	Conforms	+10, -Nil	Conforms
6	Straightness of edges	Clause - 5.4.7	mm/m	1.5 (max.)	Conforms	1.5 (max.)	Conforms
7	Squareness	Clause - 5.4.8	mm/m	1.5 (max.)	Conforms	1.5 (max.)	Conforms
8	Density	EN ISO 1183 -1:2004	kg/m3	1360 - 1400	Conforms	1360 - 1400	Conforms
9	Dimensional Stability at Elevated Temperatures						
	Longitudinal Direction	Annex - F	%	0.55 (max.)	Conforms	0.44 (max.)	Conforms
	Transverse Direction	Annex - F	%	1.05 (max)	Conforms	0.86 (max)	Conforms
10	Dimensional Stability at 20°C						
	Longitudinal Direction	Annex - G	%	0.38 (max.)	Conforms	0.32 (max.)	Conforms
	Transverse Direction	Annex - G	%	0.60 (max.)	Conforms	0.48 (max.)	Conforms
MECHANICAL PROPERTIES							
11	Resistance to Immersion in Boiling Water						
	Mass Increase	Annex - D	%	10.0 (max.)	Conforms	7.5 (max.)	Conforms
	Thickness Increase	Annex - D	%	11.8 (max.)	Conforms	8.0 (max.)	Conforms
	Appearance	Annex - D	Grade	Not worse than 4	Conforms	Not worse than 4	Conforms
12	Resistance to Impact by Small Diameter Ball						
	Spring Force	Annex - H	N	20	Conforms	20	Conforms
13	Resistance to Cracking	Annex - K	Grade	Not worse than 4	Conforms	Not worse than 4	Conforms
SURFACE PROPERTIES							
14	Resistance to Scratching	Annex - L	N	2.0 (min.)	Conforms	2.0 (min.)	Conforms
15	Resistant to Steam	Annex - T	Grade	Not worse than 4	Conforms	Not worse than 4	Conforms
16	Resistance to Water Vapor	EN 438-2-14	Class	Not worse than 4	Conforms	Not worse than 4	Conforms
17	Resistance to Dry Heat at 180° C						
	Gloss Finish	Annex - E	Grade	Not worse than 3	Conforms	Not worse than 3	Conforms
	Other Finish	Annex - E	Grade	Not worse than 4	Conforms	Not worse than 4	Conforms
18	Resistance to Surface Wear	Annex - C	Rev.	350 (min.)	Conforms	350 (min.)	Conforms
19	Resistance to Cigarette Burns	Annex - P	Grade	Not worse than 3	Conforms	Not worse than 3	Conforms
20	Resistance to staining						
	Group 1 & 2	Annex - M	Grade	Not worse than 5	Conforms	Not worse than 5	Conforms
	Group 3 & 4	Annex - M	Grade	Not worse than 4	Conforms	Not worse than 4	Conforms
21	Resistance to Color Change						
	In Xenon Arc Lamp	Annex - N	Grade	Not worse than 6	Conforms	Not worse than 6	Conforms
HEALTH & ENVIRONMENTAL CHARACTERISTICS							
22	Food safe	EN 13130-1	-	-	YES	-	YES
23	Contents' migration as per Food Commission Regulation	EN 1186-1, 3 & 14: 2002	Migration	Migration of Simulants is less than maximum permitted by Regulation			
24	Formaldehyde emission (release)	EN 16516-2017	ppm	0.1	0.02	0.1	0.02
25	Volatile Organic Compounds (VOC) Emission	ISO 16000-9	Class	-	A	-	A
		UL 2818 - 2013	Certification	GREENGUARD GOLD			
26	Anti-Viral Efficacy & activity						
	% Reduction in 24 hours	ISO 21702-2019	%	95 (min.)	99.9 (min.)	95 (min.)	99.9 (min.)
	Activity after 24 hours		Log Reduction	2.0 (min.)	Exceeds	2.0 (min.)	Exceeds
27	Anti-Bacterial Efficacy & activity						
	% Reduction in 24 hours	JIS 2801-2012	%	95.0 (min)	99.99	95.0 (min)	99.99
	Activity after 24 hours		Log Reduction	2.0 (min)	Exceeds	2.0 (min)	Exceeds
28	Anti-Fungus Efficacy						
	Growth after 28 days	ASTM G-21-2015	Class	1	0 (No Growth)	1	0 (No Growth)

Limited Warranty:

Greenlam Industries Limited warrants to the original buyer that Greenlam Laminates will be free of defects under normal, proper and intended usage, within acceptable manufacturing specification, buyer's remedy in case of claims, as a result of defective laminate, shall be limited to only the replacement of laminate by Greenlam Industries Limited.

Note:

Application images shown in the catalogue are for illustration purpose only, please refer to the actual product sample for color and finish available.

The samples shown here are only indicative of the colour patterns and finishes available.

*Greenlam is available in 1.00mm Greenlam supertuf is available in 1.5mm

Disclaimer:

*As per the test report SARS Cov-2 virus gets more than 99% retarded after 45 mins of the contact

*As per the test report virus gets 99.99% retarded in 24 hours of contact

*As per test report bacteria gets 99.99% retarded after 24 hours of contact

PRODUCT PORTFOLIO

Greenlam laminates and allied products

A result of an undying passion for craft, technology and art; Greenlam product range can work with almost any style of decor. Offering breakthrough designs and stunning textures which are incredibly gorgeous and strikingly creative. Designed to transform dull spaces to a lively paradise. Each variant of laminate is complemented by exquisite detailing and understated, to say the least.

LAMINATE AND ALLIED PRODUCTS



HD GLOSS LAMINATE



A superior gloss laminate empowered with the best in class Scuff, Abrasion and MAR resistance to resist permanent deformation or micro scratches resulting from the application of dynamic mechanical force.



UNICORE LAMINATE



A result of an undying passion for craft, technology and art, these laminates are perfect for edging to create a uniform and seamless finish with no dark edged. Made with special decorative paper-Unicore, in solid colours, suede & gloss surfaces, it enhance the decor aesthetically.



FIRE RETARDANT LAMINATE



Treated with imported fire retardant chemicals which help in delaying temperature rise, making it resistant to fire. Available in a variety of colours and designs, these laminates are high in aesthetic appeal and ensure secured environment.



SUPERTUFF LAMINATE



Tough from inside. Exquisite on the outside. That are Greenlam Supertuff laminates for you. Available in 1.5mm thickness, these laminates are engineered to withstand rough usage.



DIGITAL LAMINATE



Innovation and contemporary consolidated into one. Extensive variety of digital colours and patterns for you to enrich every nook and corner of your spaces. Be a trendsetter.



SWITCH BOARD PANEL



A collection of ready to use switch board panels which can be easily cut and drilled, these panels are apt for homes and offices. Manufactured under strict process control, these panels come to life by layering of phenolic resin impregnated 'A' Grade kraft paper with melamine strength and electrical properties.



POSTFORMING LAMINATE



Designed exclusively to enhance the aesthetics of your interiors while preventing water seepage in crevices and moisture retention. Armed with added flexibility and malleability, the post forming laminates are ideal for application on shutters, counter tops, furniture tops etc.



DOOR SPECIAL LAMINATE



A range so perfectly fit for doors, these laminates not only clad your doors seamlessly but also make them look beautiful. Available in a specialised '3'x7' size to cater to your every need.



CUSTOM LAMINATE



Now decorate the world around you with your imagination and adorn your house just the way you want with custom laminates. Bring us your own images, artwork, photographs or illustrations and we'll create laminates that are unusual and memorable.



CHALK & MARKER GRADE LAMINATE



Two premium ranges of laminates, available in a variety of colours, these laminates, when wiped, turn spotless and live much longer than the traditional boards in schools and corporate houses.



COUNTER TOP LAMINATE



A perfect fit when it comes to kitchen and bathroom settings, these laminates are remarkably elegant, modern and at the same time are resistant to stains, moisture and abrasions. Available in a wide range of sizes and colours to add to your taste of stylish interiors.



DECOLINER LAMINATE & COMPOSITE PANEL



Range of low maintenance liner grade laminates & composite panels that add a new dimension to your craftsmanship. Make your cabinets, workspace partitions, cupboards, back panel of kitchen & wardrobes as beautiful inside as they are outside.



ELECTROSTATIC DISSIPATIVE LAMINATE



When it comes to excellent immensional stability, ESD laminates come first. Having five times more stiffness than its substitutes, the chances of dust accumulation are less on these laminates making them ideal for IT offices, call centres, laboratories, electronic industries, pharmaceutical labs, offices where electronic gadgets are regularly used.



MFC



Fused with excellent machinability, superior screw-holding power & smooth surface finish, these Melamine Faced Chip Boards are crafted to add perfection to the spaces. Offering a very wide range of stunning designs, they are ideal for both commercial and residential spaces.



FOUR X TEN



Presenting, exclusive 4'x10' size of laminate collection. With its long height and perfect finishing, the 4'x10' laminate is apt for paneling in spaces with a high ceiling height. It also is a good choice to cover long surfaces in furniture design. The 4'x10' offers the ultimate in seamless finishing to your spaces by reducing the joining process.

PRODUCT PORTFOLIO

Greenlam compact laminates and allied products

As Asia's leading manufacturer of high pressure laminates, Greenlam offers you durable and decorative Greenlam Compact Laminates. The perfect choice to build your ideal interior and exterior. While their sturdiness makes them apt for a wide range of applications, their spectacular colors make them more desirable.



Exterior Grade Compact Laminates with unmatched GLE technology, designed to make exteriors enthralling and gripping.



Interior Grade Compact Laminate crafted to beautify your interiors, made from solid grade high pressure Compact Laminates.



Chemical Resistant Compact Laminates, designed specifically to shield surfaces from chemical abuse.



Presenting a new world of restroom cubicles and locker solutions studded with innovative designs and unique features. Enabling you to design your world your way with its customization feature, it offers you innovative and bold patterns & themes to turn spaces into marvels. Not only this, our expert installation team installs these lockers and restroom cubicles at your spaces assuring perfection.



Planned by the seasoned artistic minds, these new patterns let you explore infinite possibilities and bring new life into your spaces with sheer brilliance.



Specifically crafted for interior design projects and bespoke furniture, these laminates are perfect for edging to create a uniform and seamless finish.



Thinner alternatives of Compact Laminates, these panels are durable and sturdy as ply boards. These are designed to be particularly resistant to degradation, scratch and stain making them perfect for bathroom doors, workstation partitions and other self-supporting vertical applications.



The result of our cutting-edge technology, these revolutionary laminates have solid coloured patterns over the edges to add an extra edge of magnificence.

WOODS AND ALLIED PRODUCTS



A premium range of natural decorative veneers that make your interiors naturally beautiful. This exclusive range of veneers brings you the world's most exotic timbers offering you more than 200 species of woods. Available in Natural / Teak / Engineered.



Mikasa real wood floors, produced in India for the first time, draws inspiration from a Spanish phrase "Mi Casa, Su Casa", which means my home is your home. Mikasa is inspired by wood. Each piece of wood is enhanced using the latest technology, thus bringing out the true character of wood. It offers the largest collection of engineered wooden flooring in various thicknesses and sizes. We create the finest floors. For those who have the finest taste.



Unlike traditional doors, Mikasa offers complete door solutions. Ready to fit, engineered from real wood, superior factory-finished products make you look at the doors in a whole new light.

BRANCH OFFICES

AGRA 7607000996	AHMEDABAD 9909983383	BANGALORE 6366892055	BHUBANESHWAR 9777454083	CHANDIGARH 9779450510 0172-62512583
CHENNAI 6381815215 044-42822672	COIMBATORE 9003917470 0422-4370407	DELHI / NCR 9650101768	GHAZIABAD 9650627111	GUWAHATI 8134944778 0361-2733306
HYDERABAD 9985711880 040-24801429	INDORE 8400099585 0731-4206153	JAIPUR 9818040684 0141-2333747	KOCHI 9746474575 0484-2531598	KOLKATA 9007011903
LUCKNOW 7521000128 0522-4000475	MUMBAI 9136102399	MADURAI 9500099471	NAGPUR 9158886981	PATNA 9771404756 0612-6450235
PUNE 9730084501 020-26169307	HISAR 9996235599	RAIPUR 9752590672	VIJAYAWADA 9949818673 0866-2523135	RANCHI 9031002133

CORPORATE OFFICE

GREENLAM INDUSTRIES LIMITED
2nd Floor, West Wing, Worldmark 1,
Aerocity, IGI Airport Hospitality District,
New Delhi - 110 037 Tel : 91-11-42791399
E-mail : info@greenlam.com
Website : www.greenlamindustries.com

GREENLAM EXPERIENCE CENTER

KOLKATA

25/B, Shop No. E & F., Mirza Ghalib Road,
Park Street.Opposite Westside Mall,
Kolkata – 700016, India
Contact No : - +91 33 4601 7151; +91 9836007771;
+91 6292263309
E-mail : experiencecenter.kolkata@greenlam.com

AHMEDABAD

Showroom No- 1 & 2, Ground Floor,
Block-A, Westgate Business Bay, SG Highway,
Ahmedabad - 380051
Contact No. : 084870 77297
Email: experiencecenter.ahmedabad@greenlam.com

Toll Free No.: 1800 833 0004